Ventura Rental

PARTY & EVENTS

Linen Chart

How to use the Table Matrix:

1. At the top of the matrix, locate the table size you will be using.
2. Then follow down the column until you locate the desired effect you want the linen to produce.
3. Staying in the proper column, move across to the far left side of the matrix.
4. You have now located the linen size to order for the desired table and effect you want.

LINEN SIZE	72" ROUND	66" ROUND	60" ROUND	54" ROUND	48" ROUND	30" HIGHBOY	30" COCKTAIL	8' BANQUET	6' BANQUET	4' BANQUET
72" ROUND		3" Drop	6" Drop	9" Drop	12" Drop	21" Drop	21" Drop			
90" ROUND	9" Drop	12" Drop	15" Drop Half Down	18" Drop	21" Drop	30" Drop	To The Floor			
102" ROUND	15" Drop Half Down	18" Drop	21" Drop	24" Drop	27" Drop	36" Drop				
108" ROUND	18" Drop	21" Drop	24" Drop	27" Drop	To The Floor	39" Drop				
120" ROUND	24" Drop	27" Drop	To The Floor							
132" ROUND	To The Floor									
8' Banquet (60" x 96")									Front & Back 15" Drop	Front & Back 15" Drop
10' Banquet (60" x 120")								Front & Back 15" Drop	Front & Back 15" Drop	
12' Banquet (72" x 144")								Front & Back 21" Drop		
4' Table Drape (90" x 108")										To The Floor
6' Table Drape (90" x 132")									To The Floor	
8' Table Drape (90" x 156")								To The Floor		
54" x 54" Square	Top Cloth	Top Cloth	Top Cloth	Top Cloth	Top Cloth	Top Cloth	Top Cloth	Top Cloth	Top Cloth	Top Cloth
72" x 72" Square	Top Cloth	Top Cloth	Top Cloth	Top Cloth	Top Cloth	Top Cloth		Top Cloth	Top Cloth	Top Cloth
84" x 84" Square	Top Cloth	Top Cloth	Top Cloth			Top Cloth		Top Cloth	Top Cloth	Top Cloth
90" x 90" Square	Top Cloth	Top Cloth	Top Cloth			Top Cloth		Top Cloth	Top Cloth	Top Cloth
Table Skirting	19' Needed	17' Needed	16' Needed	15' Needed	13' Needed	8' Needed		21' All Sides 13 ' (3) Sides	17' All Sides 11' (3) Sides	13' All Sides 9' (3) Sides
Skirting Clips Required	20 Clips	18 Clips	17 Clips	16 Clips	14 Clips	9 Clips		22' All Sides 14' (3) Sides	18' All Sides 12' (3) Sides	14' All Sides 10' (3) Sides

Ventura Rental
PARTY & EVENTS

Table & Chair Chart

6' Table
6-8 Chairs

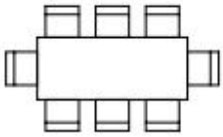

8' Table
8-10 Chairs

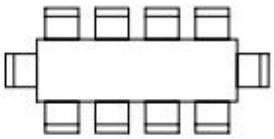

8 'x 40" Table
8-12 Chairs

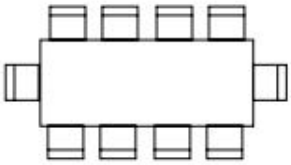

60" Square Table
8-10 Chairs

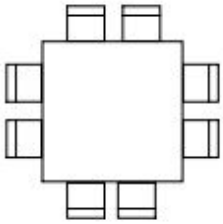

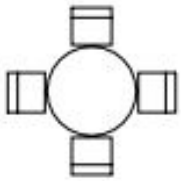

36" Round Table
4-5 Chairs

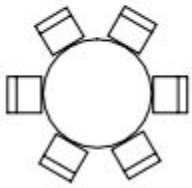

48" Round Table
6-7 Chairs

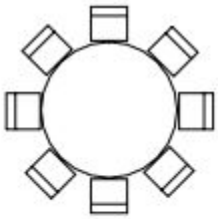

60" Round Table
8-9 Chairs

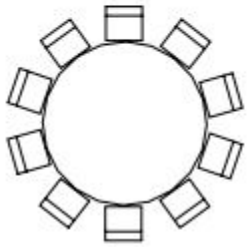

72" Round table
10-12 Chairs

Ventura Rental
PARTY & EVENTS

Dance Floor Chart

Number of Attendees	People Dancing at time	Size floor needed
48	24	9' x 12'
80	40	12' x 15
100	50	15' x 16'
120	60	15' x 20'
160	80	18' x 20'
200	100	18' x 24'
300	150	24' x 24'
400	200	27' x 28'

	4'	8'	12'	16'	20'	24'	28'	32'	36'	40'	44'	48'	52'
3'	1	2	3	4	5	6	7	8	9	10	11	12	13
6'	2	4	6	8	10	12	14	16	18	20	22	24	26
9'	3	6	9	12	15	18	21	24	27	30	33	36	39
12'	4	8	12	16	20	24	28	32	36	40	44	48	52
15'	5	10	15	20	25	30	35	40	45	50	55	60	65
18'	6	12	18	24	30	36	42	48	54	60	66	72	78
21'	7	14	21	28	35	42	49	56	63	70	77	84	91
24'	8	16	24	32	40	48	56	64	72	80	88	96	104
27'	9	18	27	36	45	54	63	72	81	90	99	108	117
30'	10	20	30	40	50	60	70	80	90	100	110	120	130
33'	11	22	33	44	55	66	77	88	99	110	121	132	143
36'	12	24	36	48	60	72	84	96	108	120	132	144	156
39'	13	26	39	52	65	78	91	104	117	130	143	156	169
42'	14	28	42	56	70	84	98	112	126	140	154	168	182
45'	15	30	45	60	75	90	105	120	135	150	165	180	195
48'	16	32	48	64	80	96	112	128	144	160	176	192	208
51'	17	34	51	68	85	102	119	136	153	170	187	204	221

Ventura Rental
PARTY & EVENTS

Tenting Chart

Tent Size	Square Feet	Dining Seating	Theater Seating
10 x 10	100	6 persons	14 persons
10 x 20	200	12 persons	28 persons
10 x 30	300	20 persons	43 persons
20 x 20	400	24 persons	57 persons
20 x 30	600	40 persons	85 persons
20 x 40	800	53 persons	114 persons
20 x 60	1200	80 persons	171 persons
30 x 30	900	60 persons	128 persons
30 x 40	1200	80 persons	171 persons
30 x 60	1800	120 persons	257 persons
30 x 80	2400	160 persons	343 persons
40 x 40	1600	106 persons	228 persons
40 x 50	2000	133 persons	285 persons
40 x 60	2400	160 persons	343 persons
40 x 70	2800	186 persons	400 persons
40 x 80	3200	213 persons	457 persons
40 x 100	4000	266 persons	571 persons
40 x 120	4800	320 persons	685 persons
50 x 50	2500	166 persons	357 persons
60 x 60	3600	240 persons	514 persons
60 x 80	4800	320 persons	685 persons

What to consider when planning for a tent:
Over-head wires, tree limbs etc. must not interfere with the tent.
Is the tent near other structures?
What type of surface is the tent being installed on?
Can the tent be secured using stakes or water barrels?